

# West Charlton Frame Company

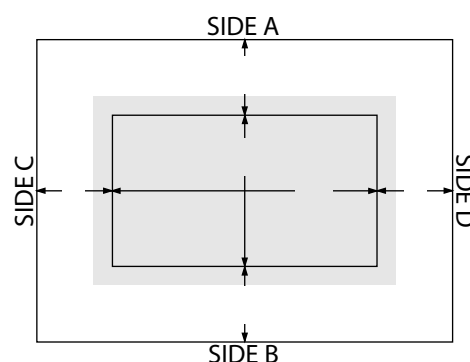
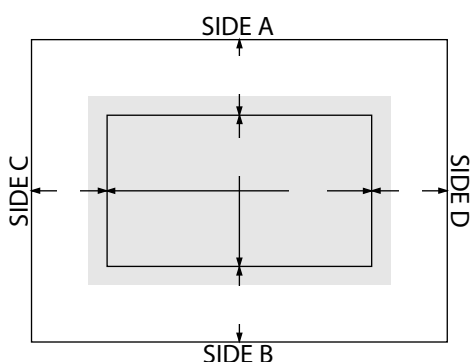
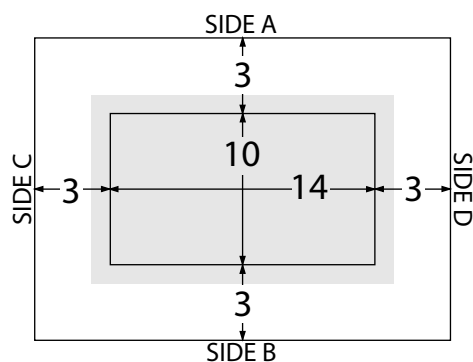
1093 West Line Rd., West Charlton, NY 12010

Phone: 1-888-569-5571 Fax: 1-518-843-3620

## Worksheet

- Determine what size mat opening you want. We recommend that you cover the edges of your paper between  $\frac{1}{4}$  to  $\frac{1}{2}$  inch, depending on the size of the artwork. The larger the artwork, the more of an overlap you'll want (this makes it easier to fit.) Pay attention to possible uneven edges and any cropping-in you may want to do. You have now determined your exact mat opening. Now record these figures in the horizontal and vertical mat opening spaces in the form below.
- Determine how wide of a mat border you would like. Basically, the larger the artwork, the wider the mat you'll want. We recommend starting at about  $2\frac{1}{4}$  inches, and going up to about  $3\frac{1}{2}$  inches. Record your mat border width in the "Side A, B, C, and D" spaces.
- Use the two totals to determine your frame size.

*We recommend that you keep your math as simple as possible; please do not use any measurement less than  $\frac{1}{8}$  of an inch.*



Exact vertical mat opening: \_\_\_\_\_  
 Side A mat width: \_\_\_\_\_  
 Side B mat width: \_\_\_\_\_  
 Total Inches = \_\_\_\_\_

Exact vertical mat opening: \_\_\_\_\_  
 Side A mat width: \_\_\_\_\_  
 Side B mat width: \_\_\_\_\_  
 Total Inches = \_\_\_\_\_

Exact vertical mat opening: \_\_\_\_\_  
 Side A mat width: \_\_\_\_\_  
 Side B mat width: \_\_\_\_\_  
 Total Inches = \_\_\_\_\_

Exact horizontal mat opening: \_\_\_\_\_  
 Side C mat width: \_\_\_\_\_  
 Side D mat width: \_\_\_\_\_  
 Total Inches = \_\_\_\_\_

Exact horizontal mat opening: \_\_\_\_\_  
 Side C mat width: \_\_\_\_\_  
 Side D mat width: \_\_\_\_\_  
 Total Inches = \_\_\_\_\_

Exact horizontal mat opening: \_\_\_\_\_  
 Side C mat width: \_\_\_\_\_  
 Side D mat width: \_\_\_\_\_  
 Total Inches = \_\_\_\_\_

Frame Size: \_\_\_\_\_  
 Frame #: \_\_\_\_\_  
 Top Mat: \_\_\_\_\_  
 Bottom Mat: \_\_\_\_\_  
 Plexi: \_\_\_\_\_ UV Glass: \_\_\_\_\_

Frame Size: \_\_\_\_\_  
 Frame #: \_\_\_\_\_  
 Top Mat: \_\_\_\_\_  
 Bottom Mat: \_\_\_\_\_  
 Plexi: \_\_\_\_\_ UV Glass: \_\_\_\_\_

Frame Size: \_\_\_\_\_  
 Frame #: \_\_\_\_\_  
 Top Mat: \_\_\_\_\_  
 Bottom Mat: \_\_\_\_\_  
 Plexi: \_\_\_\_\_ UV Glass: \_\_\_\_\_